

The background is a dark green field filled with various colorful geometric shapes, including circles, ovals, and elongated rectangles in shades of blue, purple, green, and brown. The shapes are scattered across the page, creating a vibrant and abstract pattern.

# Year 3

# Meet the Teacher

Wednesday 13th September 2023

### **Welcome to Year 3**

Dear Parents/Carers,

I would like to take this opportunity to welcome you back after the summer break and hope your child has settled well into their new class. I am looking forward to working in partnership with you all to ensure your child has a successful year.

Curriculum and Timetable on website

---

- ▶ When reading for different purposes, and in order to become fluent and effective readers your children need to:
- ▶ read aloud for others and themselves
- ▶ read closely when absorbing information
- ▶ read thoughtfully when pondering over a challenging text
- ▶ skim a text quickly to gain an overall impression
- ▶ scan a section of a text to find a particular item of information
- ▶ read imaginatively when visualising or recreating things or situations described
- ▶ read responsively and actively when predicting the course of a narrative or an argument, or following a set of instructions
- ▶ read critically when assessing the force of an opinion or argument
- ▶ read analytically when analysing the writer's use of language
- ▶ read with an awareness of the writer's viewpoint, distinguishing it from the behaviour and attitudes of a character in a literary text

What's the point of a guided session?



- ▶ Not only is it essential for your children to read each day independently for at least 20 minutes, but also to have adults at home address the aforementioned key points with them while listening to them reading. It is essential that your child reads suitably challenging texts which develop and extends their reading.
- ▶ Listening to your child read aloud each day is imperative.

### 1. Read the title


- Your child may talk about the pictures on the cover.



### 2. Read the sounds and words on the inside cover


- Your child may 'sound out' then read each word, they may correctly read the word straight away.
- If your child mis-reads a word, encourage them to go back and use their sound knowledge to read the word

accurately.



### 3. Read the sentences on each page

- Your child may 'sound out' some words before reading them straight off. This is fine.
- Encourage them to go back and re-read the whole sentence again – this helps with understanding each sentence.

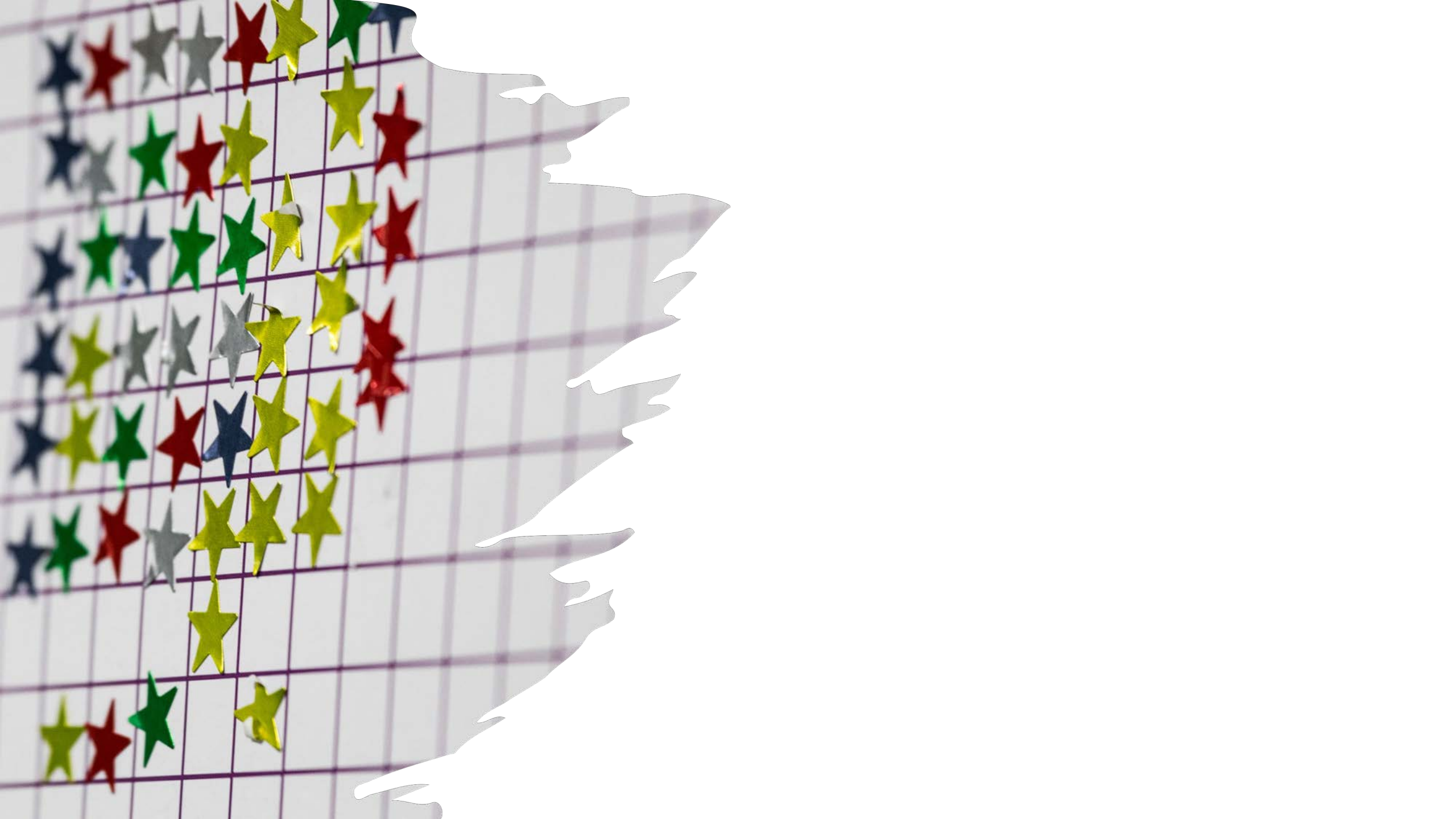


## ► Spelling list

### New Curriculum Spelling List Years 3 and 4



accident	century	experiment	interest	particular	remember
accidentally	certain	extreme	island	peculiar	sentence
actual	circle	famous	knowledge	perhaps	separate
actually	complete	favourite	learn	popular	special
address	consider	February	length	position	straight
answer	continue	forwards	library	possess	strange
appear	decide	fruit	material	possession	strength
arrive	describe	grammar	medicine	possible	suppose
believe	different	group	mention	potatoes	surprise
bicycle	difficult	guard	minute	pressure	therefore
breath	disappear	guide	natural	probably	though
breathe	early	heard	naughty	promise	although
build	earth	heart	notice	purpose	thought
busy	eight	height	occasion	quarter	through
business	eighth	history	occasionally	question	various
calendar	enough	imagine	often	recent	weight
caught	exercise	increase	opposite	regular	woman
centre	experience	important	ordinary	reign	women



## **The TA in Year 3 is:** Tomi and Sarah

**Punctuality:** It is vital that all children arrive to school and are collected on time. This is to ensure all children are entering and exiting school safely and in their bubbles. School begins for Year 6 at 9:00 via the Alley.

**Absence:** if a child is going to be absent, a parent/ guardian should ring the School Office **by 8:30am** on the first day of absence. When the children returns to school, a written letter explaining the child's illness, or reason for absence, should be brought in. Please avoid absences.

**Uniform:** Please ensure children are correctly dressed for school. Failure to do so will result in one warning, and then your child may need to miss their break time. A full list of the school uniform is available at: <https://www.st-agnes.towerhamlets.sch.uk>

**PE:** PE will happen on **Fridays**. On this day, children should wear their full kits to school. Please ensure your child has a correct kit. Failure to do so will result in a letter home.



English	Mathematics	Science
<ul style="list-style-type: none"><li>· Reading daily</li><li>· Discussing texts (comprehension)</li><li>· Spelling practice</li></ul>	<ul style="list-style-type: none"><li>· Daily practice of all multiplication tables;</li><li>· You can continue to practice other mathematical skills “Mathletics” @ <a href="http://www.mathletics.co.uk/">http://www.mathletics.co.uk/</a></li></ul>	<ul style="list-style-type: none"><li>· Talking through Science topics with your child and asking them questions - how do they know that...?</li><li>· giving your child the opportunity to work through tasks/ complete investigations on sites such as <a href="http://www.bbc.co.uk/schools">www.bbc.co.uk/schools</a> or <a href="http://www.woodlandsjuniorschool/science">www.woodlandsjuniorschool/science</a></li><li>· The natural history museum is also a good source of support for Science.</li></ul>



# Packed Lunch

Free School Dinner

Inappropriate contents

**Any Questions?**